

ネットワークPXEブートを使用したSUSE Linux Enterprise Serverの展開

概要

SUSE Linux Enterprise Serverは、ターゲットデバイスのPXEブートを使用してリモートで展開できるイメージを提供します。

目的

SUSE Linux Enterprise Serverをリモートで展開したいと考えています。

所要時間

この記事の理解には15分ほどを要します。

目標

SUSE Linux Enterprise Serverのインスタンスが適切にインストールされ、実行されることです。

要件

適切に設定されたPXEブートサーバ。詳細については、「[PXE server installation \(PXEサーバのインストール\) \(https://susedoc.github.io/doc-modular/main/html/SLE-PXE-server/\)](https://susedoc.github.io/doc-modular/main/html/SLE-PXE-server/)」を参照してください。

発行日: 11/12/2025

目次

- 1 SUSE Linux Enterprise ServerのPXEインストールの概要 3

- 2 SLESをリモートで展開する 3
- 3 法的事項 12
- A GNU Free Documentation License 12

1 SUSE Linux Enterprise ServerのPXEインストールの概要

SUSE Linux Enterprise Serverは、PXE (Preboot Execution Environment)を介してインストールすることができます。そのためには、クライアントハードウェアがPXEでのブートをサポートしている必要があります。また、クライアントに必要なデータを提供するDHCPサーバとTFTPサーバがネットワーク上に存在している必要もあります。

展開手順は、次の手順にまとめることができます。

1. DHCPサーバが正しく設定されていることを確認します。
2. インストールイメージを追加し、ブート設定を構成して、TFTPまたはHTTPサーバを準備します。詳細については「[preparing installation files \(インストールファイルの準備\)](https://susedoc.github.io/doc-modular/main/html/SLE-PXE-server/index.html#sles-pxe-server-prepare-installer) (<https://susedoc.github.io/doc-modular/main/html/SLE-PXE-server/index.html#sles-pxe-server-prepare-installer>)」を参照してください。
3. ターゲットマシンでPXEブートを選択し、マシンを起動します。詳細については、[2.1項「マシンのブート」](#)を参照してください。

2 SLESをリモートで展開する

展開プロセスは2つのフェーズで構成されます。最初のフェーズでは、マシンを起動し、カーネルとinitrdをロードします。2番目のフェーズは、Agamaを使用したインストール作業そのものです。詳細については、以降のセクションで説明します。

2.1 マシンのブート

次の手順では、PXEクライアントを使用してSLESのリモート展開を開始するためにクライアントマシンを起動する方法について説明します。

1. ターゲットマシンの電源をオンにするか、仮想マシンを作成します。必ずブリッジネットワークを使用してください。
2. UEFIまたはレガシBIOSブートメニューに入り、PXEまたはHTTPを使用したブートを選択します。マシンの起動を続行します。
3. マシンで展開が開始されます。カーネルとinitrdがPXEブートサーバからダウンロードされます。ブートローダが起動します。

4. GRUB 2メニューで、インストールターゲットを選択します。必要に応じてカーネルブートパラメータを渡すことができます。

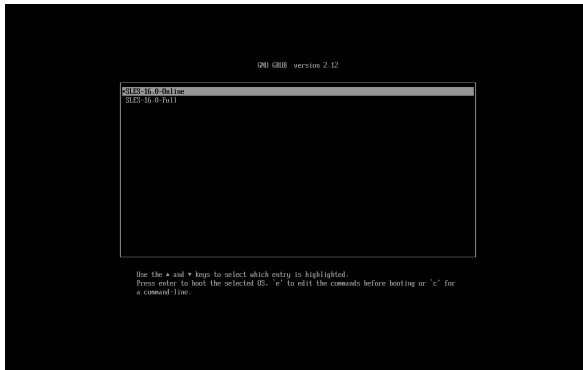


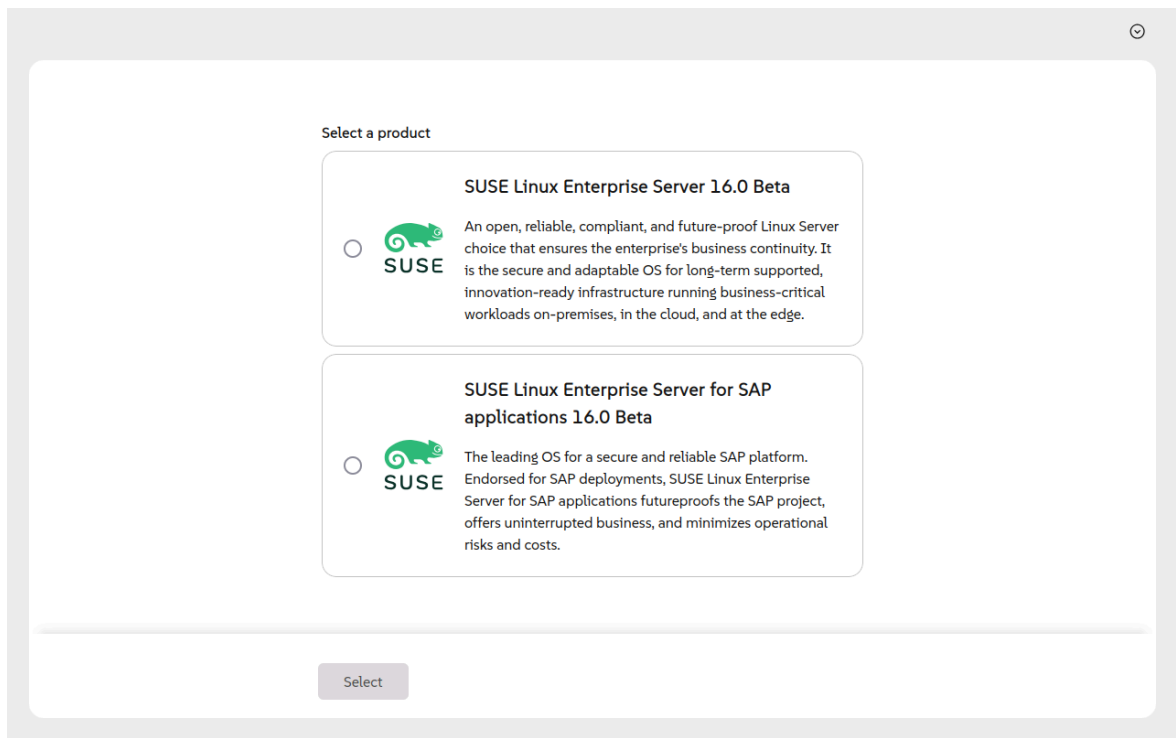
図 1: PXEブートメニューでインストールターゲットを選択する

5. `initrd`がネットワークを設定し、Agamaを使用してSUSE Linux Enterprise Serverの展開を開始します。

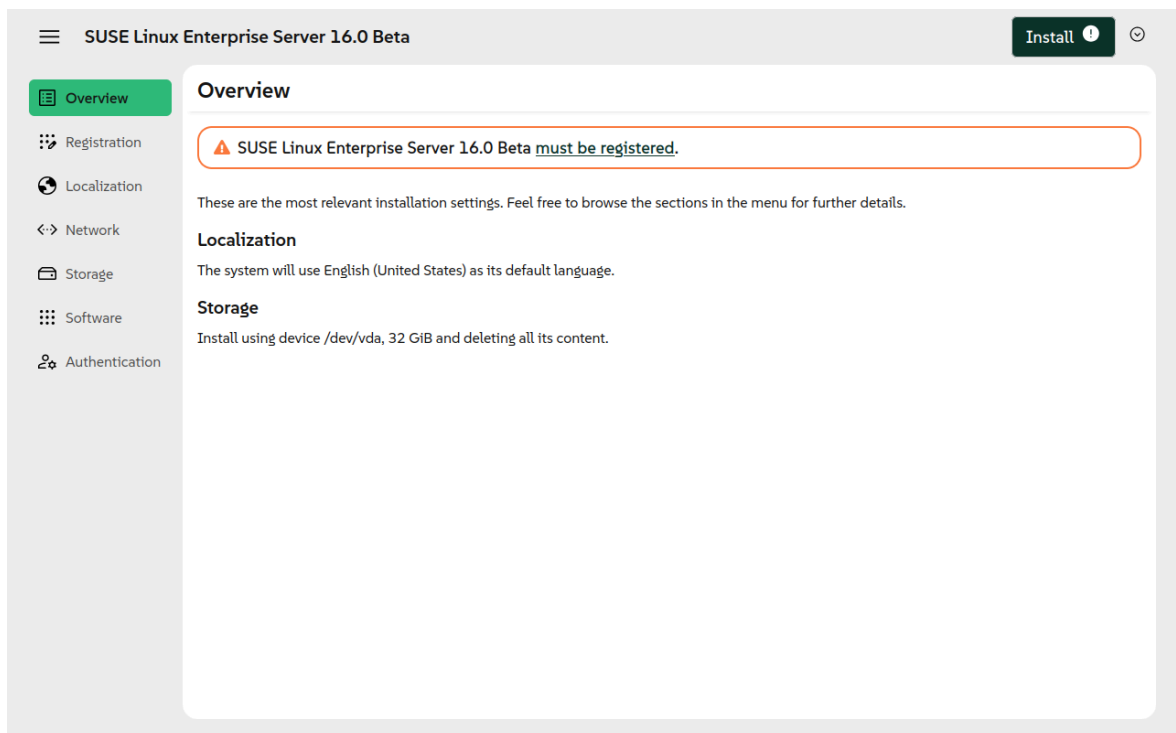
2.2 Agamaを使用したSLESのインストール

次の手順では、リモートサーバからAgamaを使用してSLESを手動でインストールする方法を段階的に説明します。

1. インストール対象としてSUSE Linux Enterprise Server 16.0を選択し、ライセンスに同意して続行します。



2. 最も関連性の高いインストール設定の概要が表示されます。左側のメニューからカテゴリを選択して設定を調整するか、直接インストールを進めてください。





ヒント: インストーラの言語とキーボード

右上隅の矢印メニューをクリックし、インストーラのオプションを選択して、インストーラで使用する言語とキーボードレイアウトを変更します。言語はローカルインストールでのみ変更できます。リモートインストールにWebブラウザを使用している場合は、ブラウザの設定で希望するコンテンツ言語を設定し、インストーラを再読み込みします。

3. 製品を登録します。登録コードを入力し、オプションで有効な電子メールアドレスを入力します。

SUSE Linux Enterprise Server 16.0 Beta

Install

Overview

Registration

Localization

Network

Storage

Software

Authentication

Registration

⚠ SUSE Linux Enterprise Server 16.0 Beta must be registered.

Enter a registration code and optionally a valid email address for registering the product.

Registration code

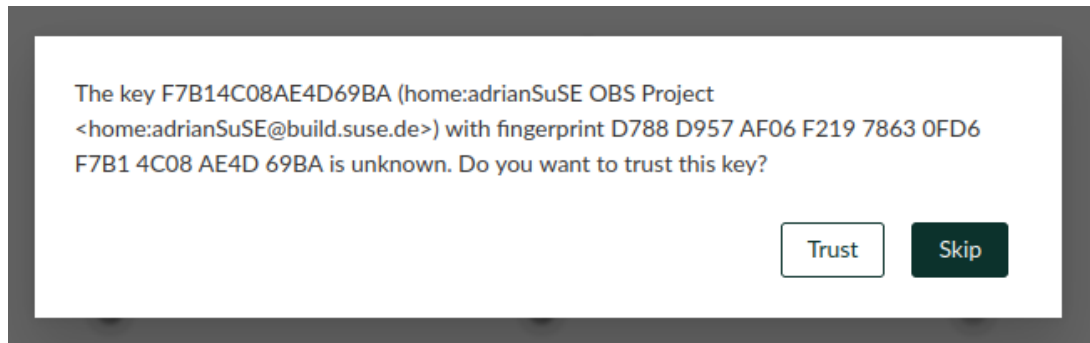
Email (optional)

Register



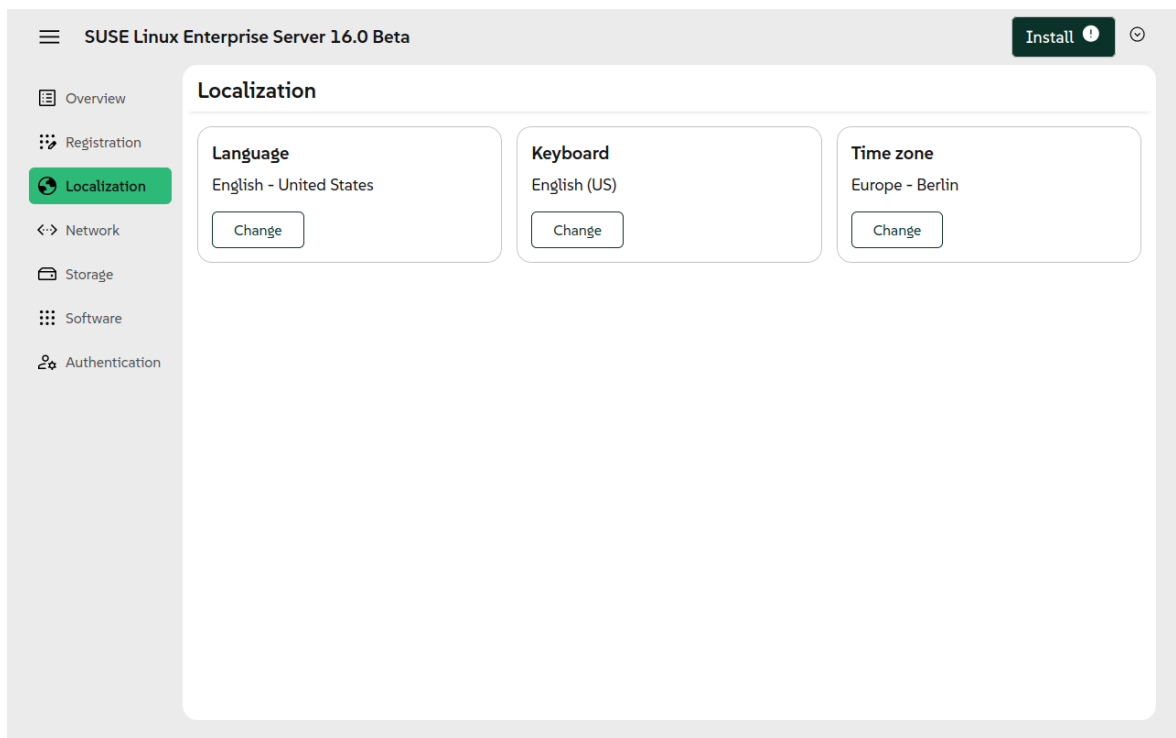
注記: 開発者のキーで署名されたイメージのオプションの登録

開発者のキーで署名されたイメージでは、インストール前に登録をスキップできる場合があります。製品のイメージが登録なしのインストールをサポートしている場合、次のようなポップアップが表示されることがあります。

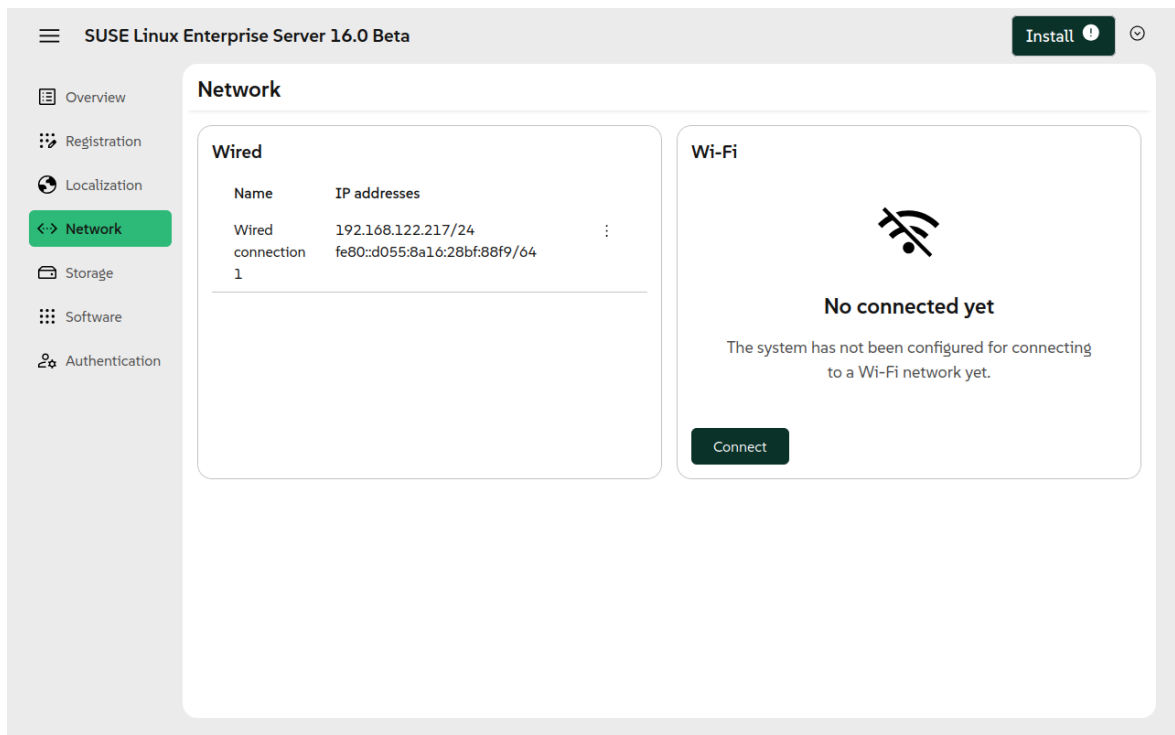


登録なしでインストールするには、ポップアップで信頼するを選択します。

4. (オプション) 言語、キーボードレイアウト、タイムゾーンなどのローカライズ設定を調整します。



5. (オプション) ネットワークを設定します。既存のネットワーク接続を編集するには、3つのドットをクリックします。



6. インストールするストレージデバイスを選択します。

現在、シングルディスクまたはLVMへのインストールがサポートされています。ディスクを変更するか、LVMを使用するには、インストール先のデバイスセクションのデバイス名さらなるオプションボタンをクリックします。

iSCSIディスクを検出するには、iSCSIイニシエータを選択し、iSCSIターゲットの検出をクリックします。

デフォルトでは、ファイルシステムは選択されたデバイスの新しいパーティションとして割り当てられます。この動作は、インストール先のデバイスセクションの全ての内容を削除するドロップダウンリストで変更できます。次のスペースポリシーを使用できます。

スペースポリシー

現在のコンテンツの削除

すべてのパーティションが削除され、ディスク上のデータがすべて失われます。

既存パーティションの縮小

データは保持されますが、現在のパーティションは必要に応じて縮小されます。

使用可能スペースの使用

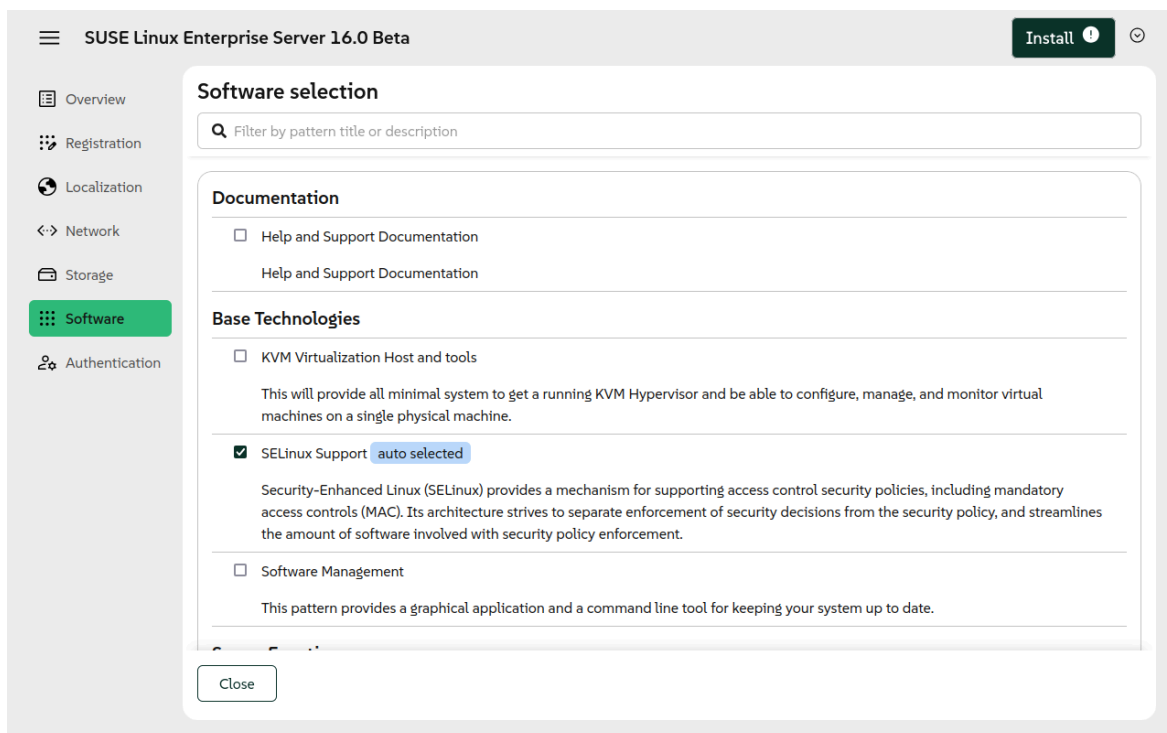
データは保持されます。どのパーティションにも割り当てられていないスペースのみが使用されます。

カスタム

各パーティションの処理を選択します。

個々のパーティションを編集するには、>記号をクリックしてパーティションとファイルシステムセクションを展開します。オプションで、Btrfsスナップショット、ブートオプションを設定し、フルディスク暗号化(FDE)を有効にすることもできます。

7. (オプション) KVMハイパーバイザーやCockpitシステム管理サービスなど、インストールするソフトウェアを追加します。



8. 認証を設定します。

! 重要: SSHrootアクセス不可

rootのSSHアクセスはデフォルトで無効になっています。そのため、システムユーザを作成することを強くお勧めします。最初のシステムユーザには**sudo**特権が自動的に付与され、Cockpitへのアクセスにも使用できます。

- a. 非rootユーザを作成します。今すぐユーザを設定するをクリックし、ユーザ名とパスワードなどの詳細を入力します。

The screenshot shows the 'Create user' form in the SUSE Linux Enterprise Server 16.0 Beta installation interface. The form is titled 'Create user' and is located in the 'Authentication' section of the left-hand navigation menu. The form contains the following fields and controls:

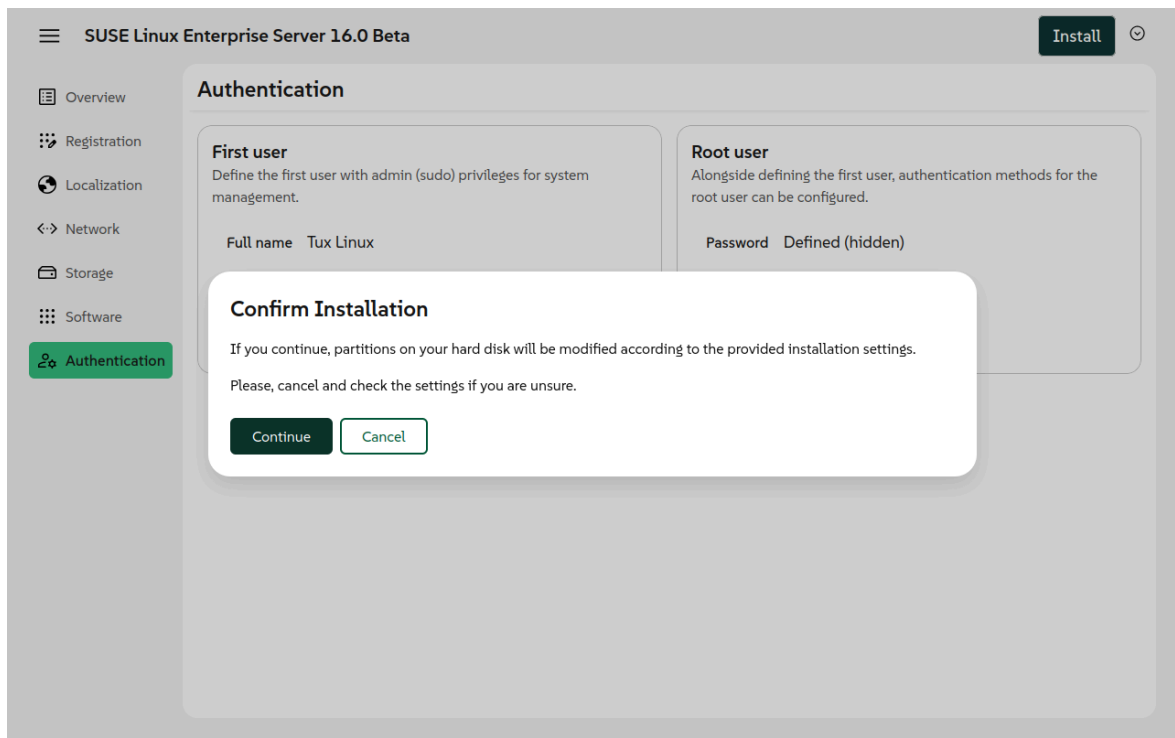
- Full name:** A text input field.
- Username:** A text input field.
- Password:** A text input field with a toggle icon to the right.
- Password confirmation:** A text input field with a toggle icon to the right.
- Buttons:** 'Accept' and 'Cancel' buttons at the bottom of the form.

- b. rootユーザの認証方法を設定します。安全なパスワード、SSH公開鍵、またはその両方を使用できます。

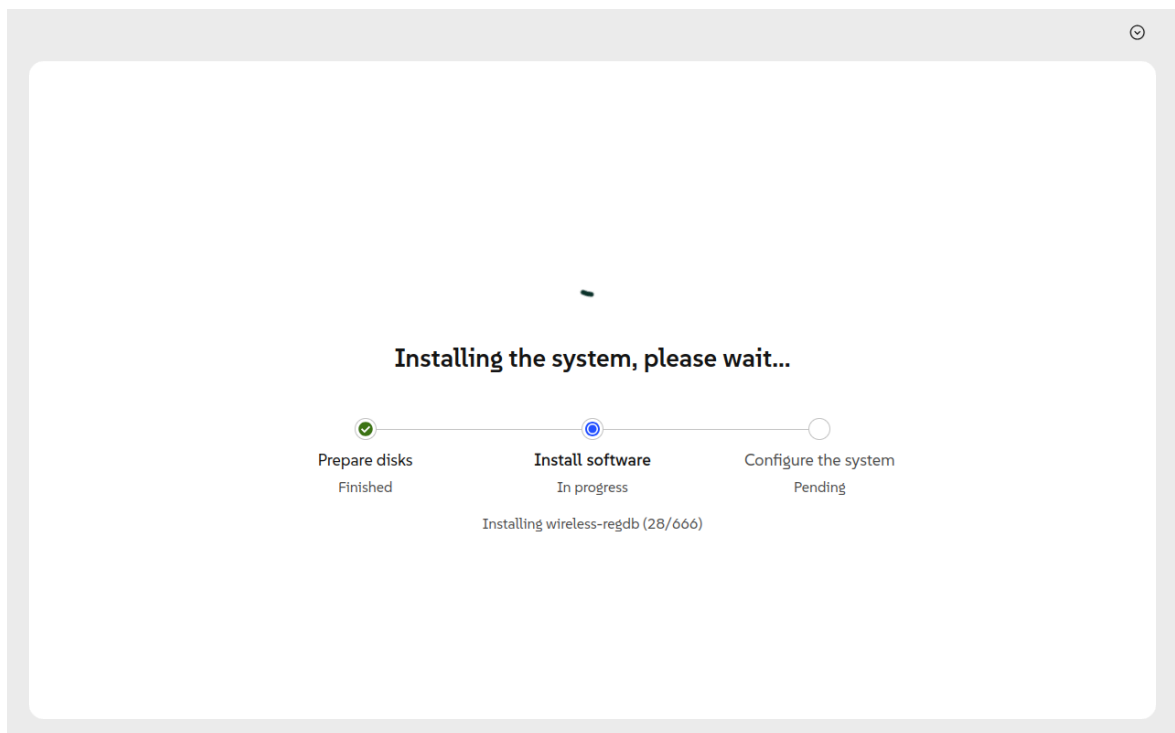
The screenshot shows the 'Root authentication methods' form in the SUSE Linux Enterprise Server 16.0 Beta installation interface. The form is titled 'Root authentication methods' and is located in the 'Authentication' section of the left-hand navigation menu. The form contains the following fields and controls:

- Use password:** A radio button that is currently selected.
- Use public SSH Key:** A radio button that is currently unselected.
- Buttons:** 'Accept' and 'Cancel' buttons at the bottom of the form.

9. インストールをクリックして確認し、インストールを開始します。



10. システムのインストールが完了するまで待ちます。インストールが完了するまで30分ほどかかります。






ヒント: インストールログ

ウィンドウ右上隅にある矢印メニューを使用して、ログとシステムメッセージを表示できます。

3 法的事項

Copyright© 2006–2025 SUSE LLC and contributors. All rights reserved.

この文書は、GNU Free Documentation Licenseのバージョン1.2または(オプションとして)バージョン1.3の条項に従って、複製、頒布、および/または改変が許可されています。ただし、この著作権表示およびライセンスは変更せずに記載すること。ライセンスバージョン1.2のコピーは、「GNU Free Documentation License」セクションに含まれています。

SUSEの商標については、<https://www.suse.com/company/legal/> を参照してください。その他の第三者のすべての商標は、各社の所有に帰属します。商標記号(®、™など)は、SUSEおよび関連会社の商標を示します。アスタリスク(*)は、第三者の商標を示します。

本書のすべての情報は、細心の注意を払って編集されています。しかし、このことは正確性を完全に保証するものではありません。SUSE LLC、その関係者、著者、翻訳者のいずれも誤りまたはその結果に対して一切責任を負いかねます。

A GNU Free Documentation License

Copyright (C) 2000, 2001, 2002 Free Software Foundation, Inc. 51 Franklin St, Fifth Floor, Boston, MA 02110-1301 USA. Everyone is permitted to copy and distribute verbatim copies of this license document, but changing it is not allowed.

0. PREAMBLE

The purpose of this License is to make a manual, textbook, or other functional and useful document "free" in the sense of freedom: to assure everyone the effective freedom to copy and redistribute it, with or without modifying it, either commercially or non-commercially. Secondly, this License preserves for the author and publisher a way to get credit for their work, while not being considered responsible for modifications made by others.

This License is a kind of "copyleft", which means that derivative works of the document must themselves be free in the same sense. It complements the GNU General Public License, which is a copyleft license designed for free software.

We have designed this License to use it for manuals for free software, because free software needs free documentation: a free program should come with manuals providing the same freedoms that the software does. But this License is not limited to software manuals; it can be used for any textual work, regardless of subject matter or whether it is published as a printed book. We recommend this License principally for works whose purpose is instruction or reference.

1. APPLICABILITY AND DEFINITIONS

This License applies to any manual or other work, in any medium, that contains a notice placed by the copyright holder saying it can be distributed under the terms of this License. Such a notice grants a world-wide, royalty-free license, unlimited in duration, to use that work under the conditions stated herein. The "Document", below, refers to any such manual or work. Any member of the public is a licensee, and is addressed as "you". You accept the license if you copy, modify or distribute the work in a way requiring permission under copyright law.

A "Modified Version" of the Document means any work containing the Document or a portion of it, either copied verbatim, or with modifications and/or translated into another language.

A "Secondary Section" is a named appendix or a front-matter section of the Document that deals exclusively with the relationship of the publishers or authors of the Document to the Document's overall subject (or to related matters) and contains nothing that could fall directly within that overall subject. (Thus, if the Document is in part a textbook of mathematics, a Secondary Section may not explain any mathematics.) The relationship could be a matter of historical connection with the subject or with related matters, or of legal, commercial, philosophical, ethical or political position regarding them.

The "Invariant Sections" are certain Secondary Sections whose titles are designated, as being those of Invariant Sections, in the notice that says that the Document is released under this License. If a section does not fit the above definition of Secondary then it is not allowed to be designated as Invariant. The Document may contain zero Invariant Sections. If the Document does not identify any Invariant Sections then there are none.

The "Cover Texts" are certain short passages of text that are listed, as Front-Cover Texts or Back-Cover Texts, in the notice that says that the Document is released under this License. A Front-Cover Text may be at most 5 words, and a Back-Cover Text may be at most 25 words.

A "Transparent" copy of the Document means a machine-readable copy, represented in a format whose specification is available to the general public, that is suitable for revising the document straightforwardly with generic text editors or (for images composed of pixels) generic paint programs or (for drawings) some widely available drawing editor, and that is suitable for input to text formatters or for automatic translation to a variety of formats suitable for input to text formatters. A copy made in an otherwise Transparent file format whose markup, or absence of markup, has been arranged to thwart or discourage subsequent modification by readers is not Transparent. An image format is not Transparent if used for any substantial amount of text. A copy that is not "Transparent" is called "Opaque".

Examples of suitable formats for Transparent copies include plain ASCII without markup, Texinfo input format, LaTeX input format, SGML or XML using a publicly available DTD, and standard-conforming simple HTML, PostScript or PDF designed for human modification. Examples of transparent image formats include PNG, XCF and JPG. Opaque formats include proprietary formats that can be read and edited only by proprietary word processors, SGML or XML for which the DTD and/or processing tools are not generally available, and the machine-generated HTML, PostScript or PDF produced by some word processors for output purposes only.

The "Title Page" means, for a printed book, the title page itself, plus such following pages as are needed to hold, legibly, the material this License requires to appear in the title page. For works in formats which do not have any title page as such, "Title Page" means the text near the most prominent appearance of the work's title, preceding the beginning of the body of the text.

A section "Entitled XYZ" means a named subunit of the Document whose title either is precisely XYZ or contains XYZ in parentheses following text that translates XYZ in another language. (Here XYZ stands for a specific section name mentioned below, such as "Acknowledgements", "Dedications", "Endorsements", or "History".) To "Preserve the Title" of such a section when you modify the Document means that it remains a section "Entitled XYZ" according to this definition.

The Document may include Warranty Disclaimers next to the notice which states that this License applies to the Document. These Warranty Disclaimers are considered to be included by reference in this License, but only as regards disclaiming warranties: any other implication that these Warranty Disclaimers may have is void and has no effect on the meaning of this License.

2. VERBATIM COPYING

You may copy and distribute the Document in any medium, either commercially or non-commercially, provided that this License, the copyright notices, and the license notice saying this License applies to the Document are reproduced in all copies, and that you add no other conditions whatsoever to those of this License. You may not use technical measures to obstruct or control the reading or further copying of the copies you make or distribute. However, you may accept compensation in exchange for copies. If you distribute a large enough number of copies you must also follow the conditions in section 3.

You may also lend copies, under the same conditions stated above, and you may publicly display copies.

3. COPYING IN QUANTITY

If you publish printed copies (or copies in media that commonly have printed covers) of the Document, numbering more than 100, and the Document's license notice requires Cover Texts, you must enclose the copies in covers that carry, clearly and legibly, all these Cover Texts: Front-Cover Texts on the front cover, and Back-Cover Texts on the back cover. Both covers must also clearly and legibly identify you as the publisher of these copies. The front cover must present the full title with all words of the title equally prominent and visible. You may add other material on the covers in addition. Copying with changes limited to the covers, as long as they preserve the title of the Document and satisfy these conditions, can be treated as verbatim copying in other respects.

If the required texts for either cover are too voluminous to fit legibly, you should put the first ones listed (as many as fit reasonably) on the actual cover, and continue the rest onto adjacent pages.

If you publish or distribute Opaque copies of the Document numbering more than 100, you must either include a machine-readable Transparent copy along with each Opaque copy, or state in or with each Opaque copy a computer-network location from which the general network-using public has access to download using public-standard network

protocols a complete Transparent copy of the Document, free of added material. If you use the latter option, you must take reasonably prudent steps, when you begin distribution of Opaque copies in quantity, to ensure that this Transparent copy will remain thus accessible at the stated location until at least one year after the last time you distribute an Opaque copy (directly or through your agents or retailers) of that edition to the public. It is requested, but not required, that you contact the authors of the Document well before redistributing any large number of copies, to give them a chance to provide you with an updated version of the Document.

4. MODIFICATIONS

You may copy and distribute a Modified Version of the Document under the conditions of sections 2 and 3 above, provided that you release the Modified Version under precisely this License, with the Modified Version filling the role of the Document, thus licensing distribution and modification of the Modified Version to whoever possesses a copy of it. In addition, you must do these things in the Modified Version:

- A.** Use in the Title Page (and on the covers, if any) a title distinct from that of the Document, and from those of previous versions (which should, if there were any, be listed in the History section of the Document). You may use the same title as a previous version if the original publisher of that version gives permission.
- B.** List on the Title Page, as authors, one or more persons or entities responsible for authorship of the modifications in the Modified Version, together with at least five of the principal authors of the Document (all of its principal authors, if it has fewer than five), unless they release you from this requirement.
- C.** State on the Title page the name of the publisher of the Modified Version, as the publisher.
- D.** Preserve all the copyright notices of the Document.
- E.** Add an appropriate copyright notice for your modifications adjacent to the other copyright notices.
- F.** Include, immediately after the copyright notices, a license notice giving the public permission to use the Modified Version under the terms of this License, in the form shown in the Addendum below.
- G.** Preserve in that license notice the full lists of Invariant Sections and required Cover Texts given in the Document's license notice.

- H.** Include an unaltered copy of this License.
- I.** Preserve the section Entitled "History", Preserve its Title, and add to it an item stating at least the title, year, new authors, and publisher of the Modified Version as given on the Title Page. If there is no section Entitled "History" in the Document, create one stating the title, year, authors, and publisher of the Document as given on its Title Page, then add an item describing the Modified Version as stated in the previous sentence.
- J.** Preserve the network location, if any, given in the Document for public access to a Transparent copy of the Document, and likewise the network locations given in the Document for previous versions it was based on. These may be placed in the "History" section. You may omit a network location for a work that was published at least four years before the Document itself, or if the original publisher of the version it refers to gives permission.
- K.** For any section Entitled "Acknowledgements" or "Dedications", Preserve the Title of the section, and preserve in the section all the substance and tone of each of the contributor acknowledgements and/or dedications given therein.
- L.** Preserve all the Invariant Sections of the Document, unaltered in their text and in their titles. Section numbers or the equivalent are not considered part of the section titles.
- M.** Delete any section Entitled "Endorsements". Such a section may not be included in the Modified Version.
- N.** Do not retitle any existing section to be Entitled "Endorsements" or to conflict in title with any Invariant Section.
- O.** Preserve any Warranty Disclaimers.

If the Modified Version includes new front-matter sections or appendices that qualify as Secondary Sections and contain no material copied from the Document, you may at your option designate some or all of these sections as invariant. To do this, add their titles to the list of Invariant Sections in the Modified Version's license notice. These titles must be distinct from any other section titles.

You may add a section Entitled "Endorsements", provided it contains nothing but endorsements of your Modified Version by various parties--for example, statements of peer review or that the text has been approved by an organization as the authoritative definition of a standard.

You may add a passage of up to five words as a Front-Cover Text, and a passage of up to 25 words as a Back-Cover Text, to the end of the list of Cover Texts in the Modified Version. Only one passage of Front-Cover Text and one of Back-Cover Text may be added by (or through arrangements made by) any one entity. If the Document already includes a cover text for the same cover, previously added by you or by arrangement made by the same entity you are acting on behalf of, you may not add another; but you may replace the old one, on explicit permission from the previous publisher that added the old one.

The author(s) and publisher(s) of the Document do not by this License give permission to use their names for publicity for or to assert or imply endorsement of any Modified Version.

5. COMBINING DOCUMENTS

You may combine the Document with other documents released under this License, under the terms defined in section 4 above for modified versions, provided that you include in the combination all of the Invariant Sections of all of the original documents, unmodified, and list them all as Invariant Sections of your combined work in its license notice, and that you preserve all their Warranty Disclaimers.

The combined work need only contain one copy of this License, and multiple identical Invariant Sections may be replaced with a single copy. If there are multiple Invariant Sections with the same name but different contents, make the title of each such section unique by adding at the end of it, in parentheses, the name of the original author or publisher of that section if known, or else a unique number. Make the same adjustment to the section titles in the list of Invariant Sections in the license notice of the combined work.

In the combination, you must combine any sections Entitled "History" in the various original documents, forming one section Entitled "History"; likewise combine any sections Entitled "Acknowledgements", and any sections Entitled "Dedications". You must delete all sections Entitled "Endorsements".

6. COLLECTIONS OF DOCUMENTS

You may make a collection consisting of the Document and other documents released under this License, and replace the individual copies of this License in the various documents with a single copy that is included in the collection, provided that you follow the rules of this License for verbatim copying of each of the documents in all other respects.

You may extract a single document from such a collection, and distribute it individually under this License, provided you insert a copy of this License into the extracted document, and follow this License in all other respects regarding verbatim copying of that document.

7. AGGREGATION WITH INDEPENDENT WORKS

A compilation of the Document or its derivatives with other separate and independent documents or works, in or on a volume of a storage or distribution medium, is called an "aggregate" if the copyright resulting from the compilation is not used to limit the legal rights of the compilation's users beyond what the individual works permit. When the Document is included in an aggregate, this License does not apply to the other works in the aggregate which are not themselves derivative works of the Document.

If the Cover Text requirement of section 3 is applicable to these copies of the Document, then if the Document is less than one half of the entire aggregate, the Document's Cover Texts may be placed on covers that bracket the Document within the aggregate, or the electronic equivalent of covers if the Document is in electronic form. Otherwise they must appear on printed covers that bracket the whole aggregate.

8. TRANSLATION

Translation is considered a kind of modification, so you may distribute translations of the Document under the terms of section 4. Replacing Invariant Sections with translations requires special permission from their copyright holders, but you may include translations of some or all Invariant Sections in addition to the original versions of these Invariant Sections. You may include a translation of this License, and all the license notices in the Document, and any Warranty Disclaimers, provided that you also include the original English version of this License and the original versions of those notices and disclaimers. In case of a disagreement between the translation and the original version of this License or a notice or disclaimer, the original version will prevail.

If a section in the Document is Entitled "Acknowledgements", "Dedications", or "History", the requirement (section 4) to Preserve its Title (section 1) will typically require changing the actual title.

9. TERMINATION

You may not copy, modify, sublicense, or distribute the Document except as expressly provided for under this License. Any other attempt to copy, modify, sublicense or distribute the Document is void, and will automatically terminate your rights under this License. However, parties who have received copies, or rights, from you under this License will not have their licenses terminated so long as such parties remain in full compliance.

10. FUTURE REVISIONS OF THIS LICENSE

The Free Software Foundation may publish new, revised versions of the GNU Free Documentation License from time to time. Such new versions will be similar in spirit to the present version, but may differ in detail to address new problems or concerns. See <https://www.gnu.org/copyleft/>.

Each version of the License is given a distinguishing version number. If the Document specifies that a particular numbered version of this License "or any later version" applies to it, you have the option of following the terms and conditions either of that specified version or of any later version that has been published (not as a draft) by the Free Software Foundation. If the Document does not specify a version number of this License, you may choose any version ever published (not as a draft) by the Free Software Foundation.

ADDENDUM: How to use this License for your documents

```
Copyright (c) YEAR YOUR NAME.  
Permission is granted to copy, distribute and/or modify this document  
under the terms of the GNU Free Documentation License, Version 1.2  
or any later version published by the Free Software Foundation;  
with no Invariant Sections, no Front-Cover Texts, and no Back-Cover Texts.  
A copy of the license is included in the section entitled "GNU  
Free Documentation License".
```

If you have Invariant Sections, Front-Cover Texts and Back-Cover Texts, replace the "with...Texts." line with this:

```
with the Invariant Sections being LIST THEIR TITLES, with the  
Front-Cover Texts being LIST, and with the Back-Cover Texts being LIST.
```

If you have Invariant Sections without Cover Texts, or some other combination of the three, merge those two alternatives to suit the situation.

If your document contains nontrivial examples of program code, we recommend releasing these examples in parallel under your choice of free software license, such as the GNU General Public License, to permit their use in free software.